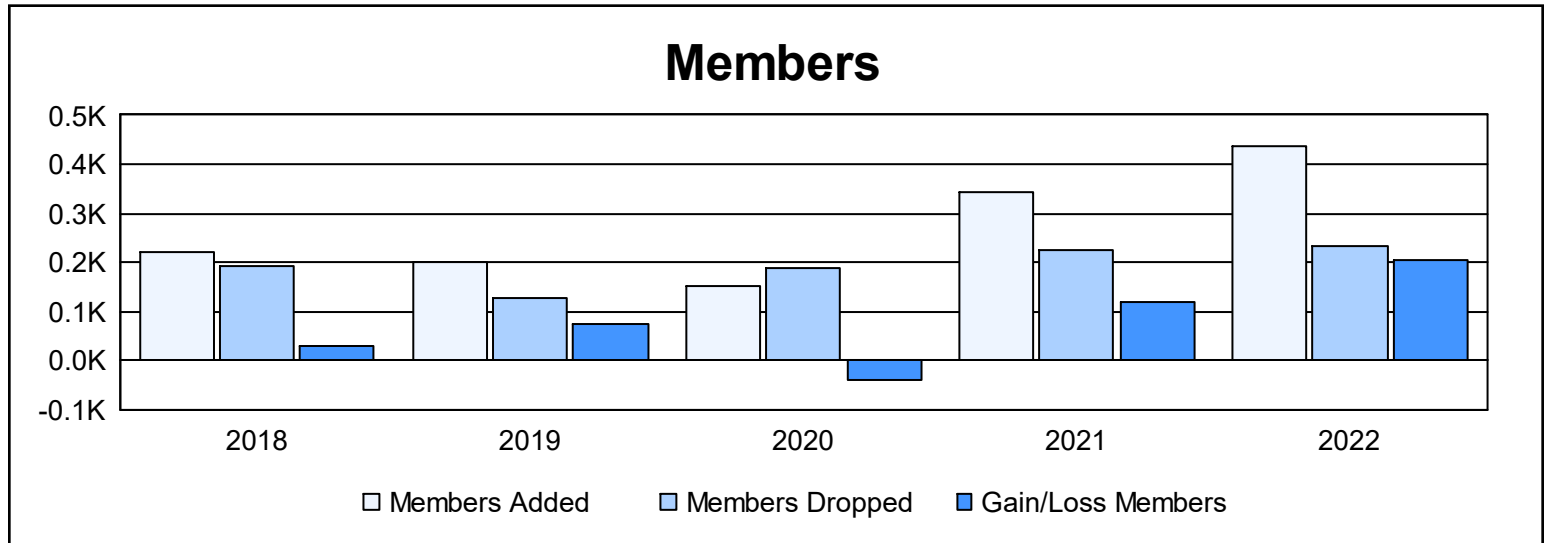
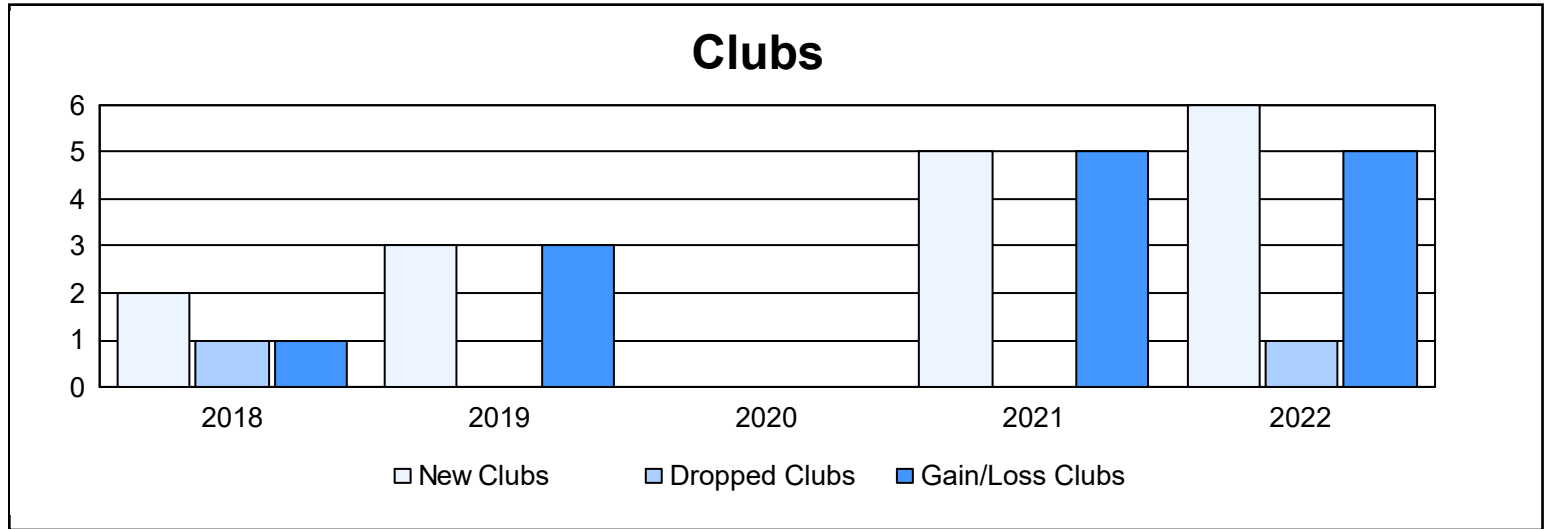
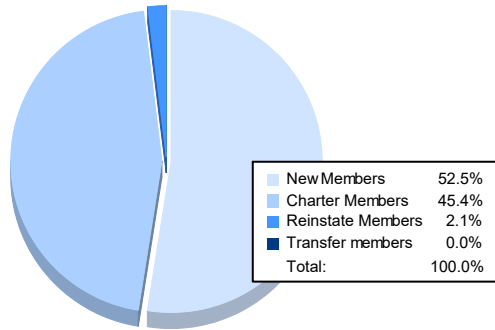


| Year | New Clubs | Dropped Clubs | Gain/ Loss Clubs | New Members | Charter Members | Reinstate Members | Transfer Members | Total Member Added | Total Members Dropped | Gain/ Loss Members |
|----------------|-----------|---------------|------------------|-------------|-----------------|-------------------|------------------|--------------------|-----------------------|--------------------|
| 2017-2018 | 2 | 1 | 1 | 161 | 55 | 5 | 1 | 222 | 194 | 28 |
| 2018-2019 | 3 | 0 | 3 | 104 | 84 | 10 | 4 | 202 | 128 | 74 |
| 2019-2020 | 0 | 0 | 0 | 72 | 29 | 50 | 0 | 151 | 189 | -38 |
| 2020-2021 | 5 | 0 | 5 | 169 | 126 | 43 | 4 | 342 | 224 | 118 |
| 2021-2022 | 6 | 1 | 5 | 230 | 199 | 9 | 0 | 438 | 235 | 203 |
| Average | 3 | 0 | 3 | 147 | 99 | 23 | 2 | 271 | 194 | 77 |



Membership Composition June 2022 Cumulative



Gender Composition June 2022 Cumulative

